


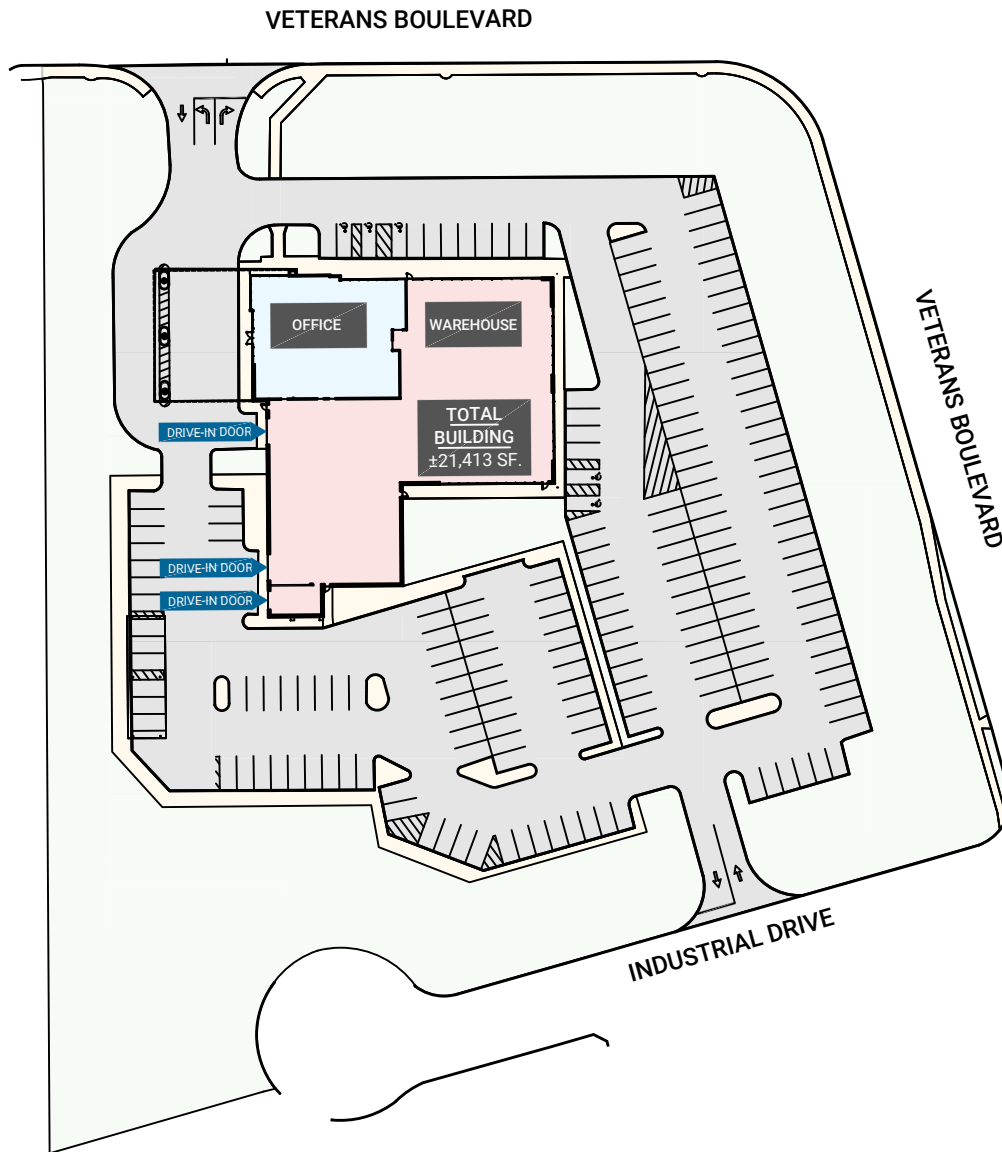
# 290 Veterans Boulevard

## RUTHERFORD, NEW JERSEY

LOW COVERAGE WAREHOUSE, DISTRIBUTION,  
VEHICLE MAINTENANCE WITH ABUNDANT PARKING  
in the Heart of the Meadowlands



# SITE PLAN



## BUILDING SPECIFICATIONS



AVAILABLE ACREAGE:  
4.86 +/- Acres



AVAILABLE BUILDING SF:  
21,413 +/-



DELIVERY DATE:  
Q1 2024



LOADING:  
3 Drive-In



CEILING HEIGHT:  
17' +/- Clear



VEHICLE PARKING:  
192+ Spaces



FENCED IN PARKING:  
80 Spaces



POWER:  
800 Amp - 600V Service



ZONING:  
Light Industrial A



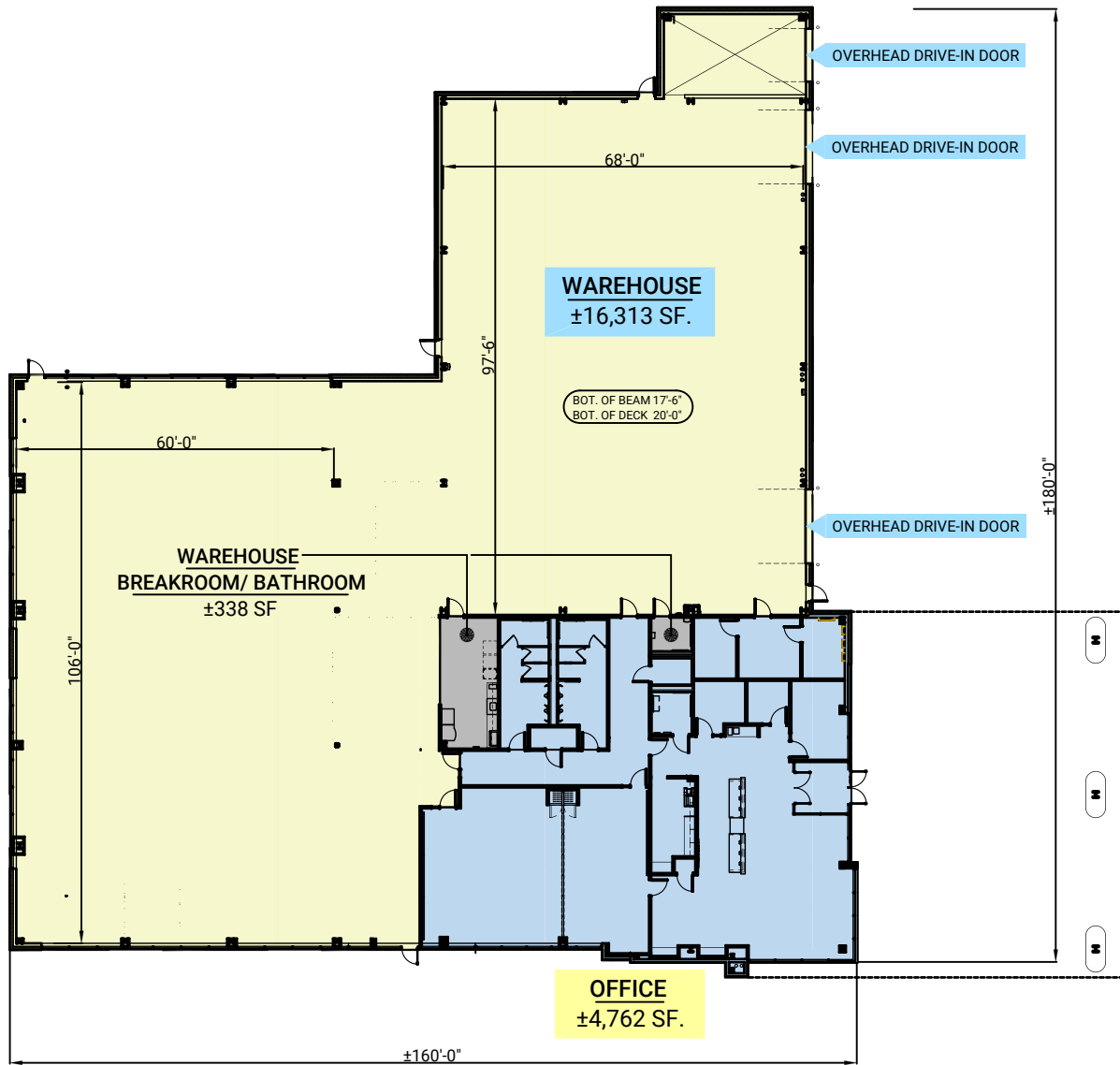
BUILDING CONSTRUCTED IN:  
2015



VEHICLE WASH BAY:  
Included

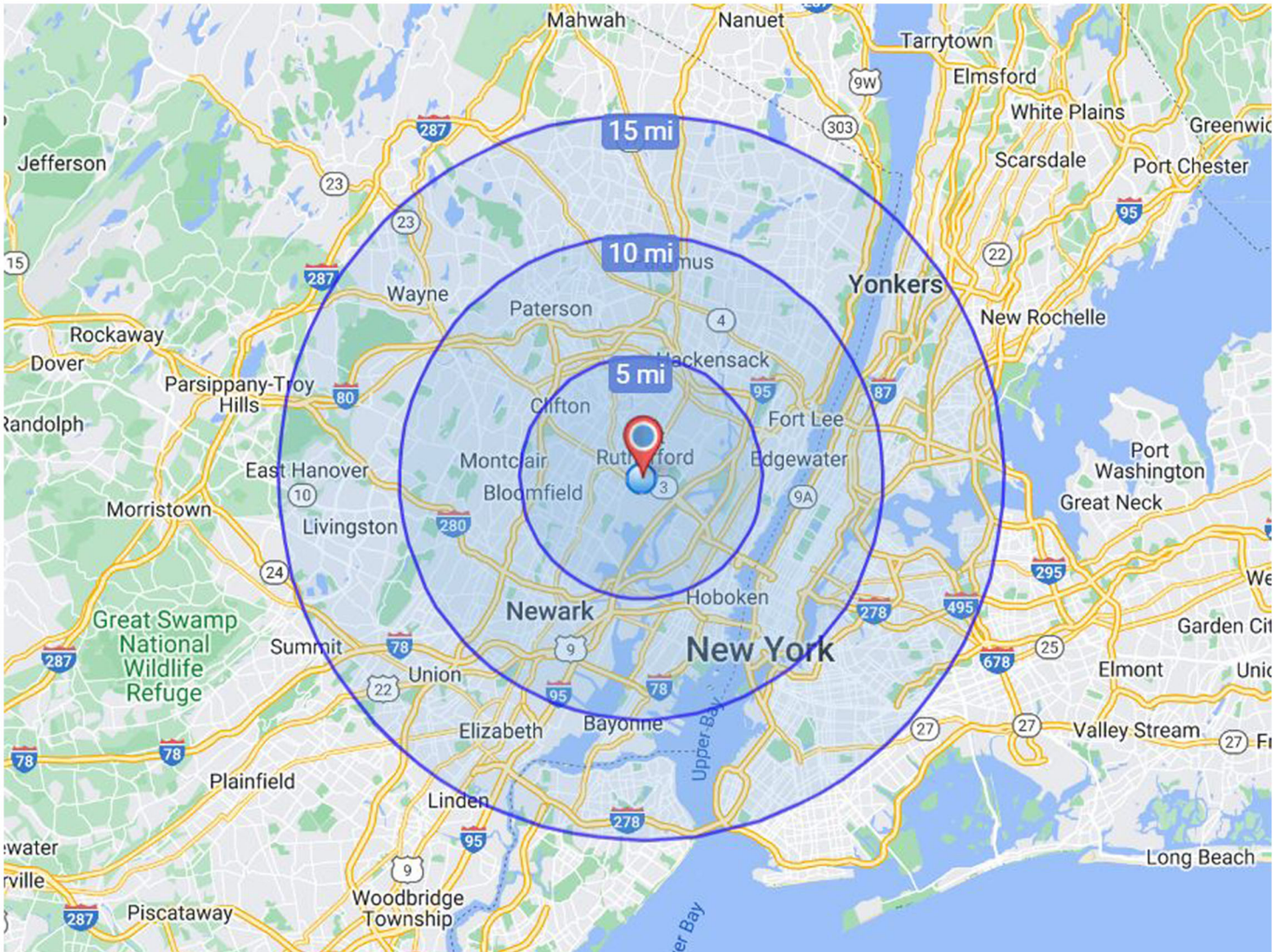


# PROPOSED BUILDING FLOOR PLAN



FLOOR PLAN REFLECTS THE ANTICIPATED BUILDING LAYOUT WHICH IS SUBJECT TO CHANGE.

# RADIUS MAP



## DISTANCE TO AIRPORTS / MAJOR HIGHWAYS

0.6 Miles	ROUTE 17
1 Mile	ROUTE 3
5 Miles	TETERBORO AIRPORT
5 Miles	ROUTE 80
6 Miles	ROUTE 95
12 Miles	GW BRIDGE
14 Miles	NEWARK LIBERTY AIRPORT
15 Miles	PORT OF NEWARK/ELIZABETH





## CONTACT US FOR MORE INFORMATION

**John J. D'Amato**, Executive Vice President  
damatoj@mcbriecorp.com  
**(201) 848-6113**

**James McNerney**, Senior Vice President  
mcnerneyj@mcbriecorp.com  
**(201) 848-6103**

201 W Passaic Street, Suite 302  
Rochelle Park, NJ 07662



**McBRIDE**  
CORPORATE REAL ESTATE

DISCLAIMER This information is subject to errors, change of price, rental conditions, withdrawals, without notice, and to any special listing condition by our principals.